

## UAE NEWS

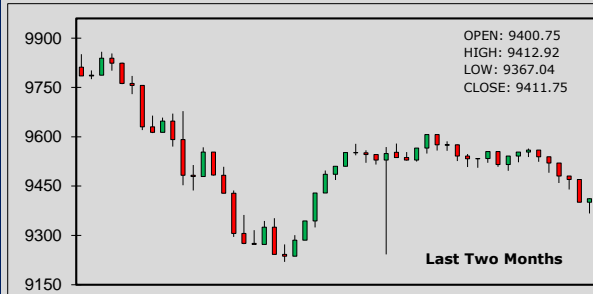
- SCA disclosed the total value of green & sustainability-linked bonds & Sukuk registered reached approximately AED15.45bn during first 11 months of 2023.
- Thousands of high-net-worth individuals have set up SPVs in ADGM in recent years, making the UAE capital the newest hub of billionaires looking to safeguard their assets.
- FAB partners with Archireef to restore UAE's coral reefs. FAB has committed to fund the deployment of 100 square meters of Archireef's 3D printed Reef Tiles.
- DET announced launch of Dubai Unified Licence to ensure that latest company records, including licence details & data, are consistently maintained within registry.
- Mohammed bin Rashid issues law forming Dubai Investment Fund, an independent public entity operating on a commercial basis, to oversee government investments.
- ADX and Abu Dhabi Housing Authority sign deal to elevate service excellence and improve the overall customer experience for Emiratis.

| SIB'S DISTRIBUTED (NOV) PROFIT RATES - PER ANNUM         |          |          |          |        | 13-Dec-23 | EIBOR   | SOFR    | SOFR   |         |
|--|----------|----------|----------|--------|-----------|---------|---------|--------|---------|
| Watany Investment a/c.                                   |          | 0.20312% |          |        | 1 month   | 5.43571 | 5.35978 | O/N    | 5.32000 |
| Savings Investment a/c.                                  |          | 0.81250% |          |        | 3 months  | 5.55423 | 5.37917 |        |         |
| UNRESTRICTED INVESTMENT DEPOSITS (AED) - NOV - PER ANNUM |          |          |          |        | DONIA     |         |         |        |         |
| 1 month  | 3 months | 6 months | 9 months | 1 year | 6 months  | 5.54030 | 5.32936 | O/N    | 5.32000 |
| 1.21875%   | 1.82812% | 2.23437% | 2.43075% | 3.25%  | 1 year    | 5.54813 | 5.09816 | 1 week | 5.32950 |

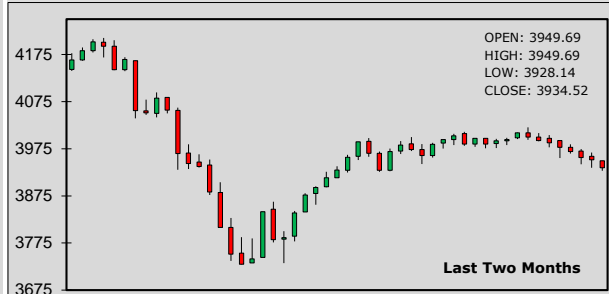
## CUSTOMER WAKALA DEPOSIT - EXPECTED PROFIT RATES - PER ANNUM

|         |       |          |       |          |       |          |       |        |       |
|---------|-------|----------|-------|----------|-------|----------|-------|--------|-------|
| 1 month | 4.80% | 3 months | 5.00% | 6 months | 5.10% | 9 months | 5.15% | 1 year | 5.25% |
|---------|-------|----------|-------|----------|-------|----------|-------|--------|-------|

### ADX Index:



### DFM General Index:



| STOCKS - ADX | OPEN   | CLOSE  | % CHG | STOCKS - DFM       | OPEN  | CLOSE | % CHG |
|--------------|--------|--------|-------|--------------------|-------|-------|-------|
| SIB          | 2.330  | 2.300  | -1.29 | Emaar Properties   | 7.380 | 7.300 | -1.08 |
| ADNOC L&S    | 3.650  | 3.590  | -1.64 | DEWA               | 2.510 | 2.440 | -2.79 |
| e&           | 18.70  | 18.94  | 1.28  | SHUAA Capital      | 0.235 | 0.233 | -0.85 |
| FAB          | 13.260 | 13.300 | 0.30  | Air Arabia         | 2.650 | 2.600 | -1.89 |
| ADIB         | 10.020 | 9.900  | -1.20 | SALIK              | 3.050 | 3.060 | 0.33  |
| Dana Gas     | 0.780  | 0.776  | -0.51 | Dubai Islamic Bank | 5.610 | 5.560 | -0.89 |
| ADNOC Gas    | 3.140  | 3.130  | -0.32 | DFM                | 1.400 | 1.380 | -1.43 |

| SUKUK                  | BID     | OFFER   | SUKUK                  | BID    | OFFER  |
|------------------------|---------|---------|------------------------|--------|--------|
| 2.85% SIB SUKUK 2025   | 94.875  | 95.000  | 5% SIB SUKUK PERP'25   | 95.876 | 96.663 |
| 7.250% ADIB CAP 2028   | 104.402 | 105.075 | 8.750% SOBHA 2028      | 98.200 | 99.350 |
| 3.375% DIB TIER 1 2026 | 89.342  | 90.161  | 3.97% T-SUKUK'25 (AED) | 98.275 | 98.435 |
| 10.875% EGYPT 2026     | 96.875  | 97.875  | 7.95% PAKISTAN 2029    | 69.750 | 70.750 |
| 9.758% TURKEY 2025     | 104.875 | 105.875 | 9.875% MALDIVES 2026   | 80.000 | 82.000 |

## LATEST STOCK MARKET INDICATORS:

|            |           |         |        |           |        |          |          |        |
|------------|-----------|---------|--------|-----------|--------|----------|----------|--------|
| Dow Jones: | 36,404.93 | +157.06 | DFMGI: | 3,934.52  | -17.00 | Bahrain: | 1,940.23 | -2.33  |
| Nasdaq:    | 14,432.49 | +28.51  | ADX:   | 9,411.75  | +11.00 | Qatar:   | 9,736.35 | -42.52 |
| S&P 500:   | 4,622.44  | +18.07  | Saudi: | 11,380.95 | +84.23 | Kuwait:  | 6,710.63 | +37.81 |

## ISLAMIC BANKING NEWS

Deutsche partnered with CIMB Islamic that will allow it to provide compliant Shariah custody to clients in Malaysia & complement its existing Shariah custody business in the region.

CBB announces that monthly issue of Sukuk Al Salam Islamic securities, has been oversubscribed by 299%. Subscriptions worth BD128.433mln received for BD43mln issue.

## GCC NEWS

Oman: State's public revenue reaches \$25.4bln by October end. The State's General Budget registered a surplus of OMR830 million by the end of October 2023.

Ownership of foreign investors in Saudi's TASI surges 3.5% to \$77.33bln in Q3-2023. Companies listed on TASI jumped 6% to 230 companies, compared to 217 companies in Q3-2022.

## COMMODITIES

Gold prices steadied after hitting a three-week low as investors awaited key U.S. inflation data and major central bank policy meetings for clues on interest rates.

Oil prices ticked up as investors played cautious ahead of key rate decisions & inflation data releases, but concerns over supply surplus & slower demand growth kept a lid on gains.

## FOREX NEWS

JPY nursed losses as traders walked back expectations for a Japan rate hike, while the dollar was waiting on U.S. inflation data and many of central bank meetings.

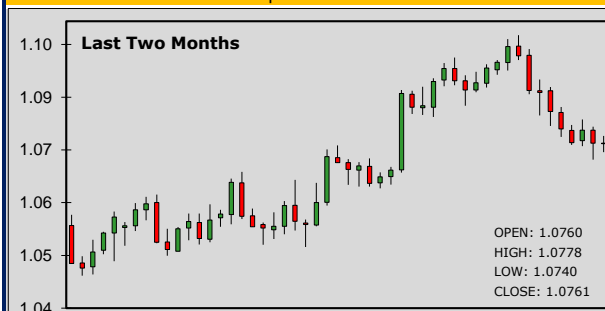
AUD drifted higher ahead of a key U.S. inflation report in the first hurdle of a week that will test market hopes of early and aggressive central bank easing next year.

## FOREX RATES

|     |   | Prev. High | Prev. Low | AED    |        |     | Prev. High | Prev. Low | AED      |          |         |
|-----|---|------------|-----------|--------|--------|-----|------------|-----------|----------|----------|---------|
| EUR | ↑ | 1.0770     | 1.0778    | 1.0740 | 3.9558 | JPY | ↓          | 145.420   | 146.5800 | 144.7900 | 0.02526 |
| GBP | ↑ | 1.2584     | 1.2590    | 1.2528 | 4.6221 | CAD | ↑          | 1.3556    | 1.3604   | 1.3547   | 2.70950 |
| AUD | ↑ | 0.6596     | 0.6583    | 0.6548 | 2.4227 | INR | ↑          | 83.348    | 83.4330  | 83.3370  | 0.04407 |
| CHF | ↑ | 0.8766     | 0.8816    | 0.8777 | 4.1901 | PKR | ↑          | 283.500   | 284.2500 | 278.2500 | 0.01296 |

## MAJOR CHARTS

EUR/USD price movements:



Gold price movements:



## SOFR - OVERNIGHT INDEX SWAP (OIS)

|     | 1 year | 2 years | 5 years | 10 years |
|-----|--------|---------|---------|----------|
| USD | 5.0895 | 4.4989  | 3.9321  | 3.8297   |

## U.S. TREASURY YIELD

|     | 2 years | 3 years | 5 years | 10 years |
|-----|---------|---------|---------|----------|
| USD | 4.6972  | 4.4143  | 4.2259  | 4.2121   |

## COMMODITIES

|             | LAST PRICE          | NET CHANGE |
|-------------|---------------------|------------|
| Gold        | 1,985.43 \$ / ounce | +4.13      |
| Silver      | 22.93 \$ / ounce    | +0.08      |
| Brent Crude | 76.30 \$ / barrel   | +0.27      |
| WTI Crude   | 71.61 \$ / barrel   | +0.29      |

## CRYPTO CURRENCIES

| IN US\$ | ETHEREUM ↓ | 2,228.55 | BITCOIN ↓ | 41,601.00 |
|---------|------------|----------|-----------|-----------|
|---------|------------|----------|-----------|-----------|

## FORTHCOMING ECONOMIC INDICATORS

12-12-2023 - USD - Core Inflation Rate YoY (Nov)

13-12-2023 - USD - Fed Interest Rate Decision

12-12-2023 - EUR - ZEW Economic Sentiment Index (Dec)

13-12-2023 - USD - Fed Press Conference

12-12-2023 - GBP - Employment Change (Sep)

13-12-2023 - GBP - GDP 3-Month Avg (Oct)

## FINANCIAL TERM OF THE DAY

### Perpetuity:

It is a security that pays for an infinite amount of time. In finance, it is a constant stream of identical cash flows with no end. The present value of a perpetuity is determined by dividing the amount of the regular cash flows by the discount rate.

**DISCLAIMER** - This document is issued by Sharjah Islamic Bank (SIB), Sharjah, solely for the purpose of information to its staff's and customers. All efforts have been taken to ensure, facts and figures presented herein are as accurate and error free as possible. The data are subject to change without notice. The information contained within this document is not intended to buy or sell. The information contained within this document are obtained from sources that we believe are reliable, however, there is no guarantee on the part of their accuracy, nor should SIB be held responsible for any action taken on the above information.

Please contact your respective branches or Treasury Dealing Room. Tel: 06 599 9171 Fax : 06 599 9181  
E-mail : treasury&investmentdealingroom@sib.ae